



Jo Scanlan-Casey, 2022-23



Gabriel Espinoza, 2022-23



Seth Bennett-Crundwell, 2022-23



Bible Omod, 2022-23



Andrew O'Neil Santiago, 2022-23



Avery Myette, 2022-23



Lily Sin, 2022-23



Daisha Farmer, 2022-23



Tia Eshetu, 2022-23

Expressive clay portrait

___/10 Idea development

___/10 Feedback

Criteria for your finished clay portrait:

Realistic proportion and detail: Your portrait is clearly recognizable and is highly detailed with correct shapes and sizes.

Clay technique: The sculpture is well-crafted, has excellent texture, is strong, and will not break or explode.

Emotional expression: A specific emotion is clearly expressed in the portrait. This emotion is clearly communicated across the whole of the face.

Building your expressive clay portrait step by step


Sadness / 悲伤
Anger / 愤怒
Disgust / 厌恶
Surprise / 惊喜
Fear / 害怕
Contempt / 鄙视
Derision / 嘲笑
Confusion / 困惑




2 Divide your clay **in half**.
将你的粘土分成两半。



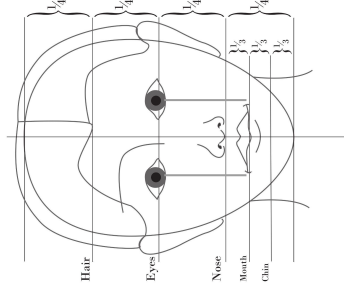
1 Choose a **specific emotion**.
选择一种特定的情感。



3 Create a **hollow sphere**.
创建一个空心球体。



4 **Paddle** the sphere into an **egg shape**.
将球体划成鸡蛋形状。



5 Mark out the **general proportions**.
标出一般比例。



6 Add the **features**.
添加功能。

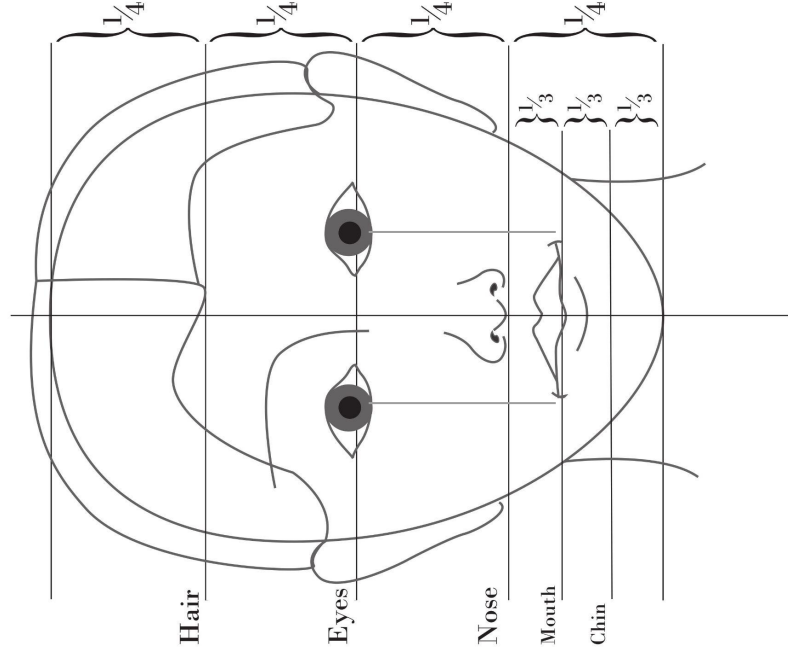

一步步打造富有表现力的粘土肖像



8 **Smooth and refine** the features.
平滑和细化特征。



9 **Add a neck** to support your sculpture.
添加一个颈部来支撑您的雕塑。




10 **Add hair** to your sculpture.
为您的雕塑添加头发。



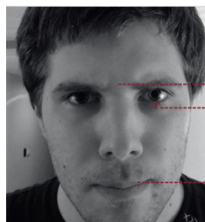
11 **Discreetly puncture** it so it won't explode.
小心地刺穿它，这样它就不会爆炸。

Skill builders Expressive Faces



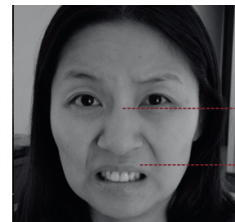
sadness

- ① drooping upper eyelids
- ② losing focus in eyes
- ③ slight pulling down of lip corners



anger

- ① eyebrows down and together
- ② eyes glare
- ③ narrowing of the lips



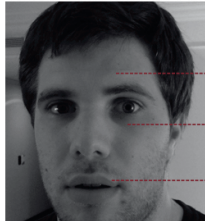
disgust

- ① nose wrinkling
- ② upper lip raised



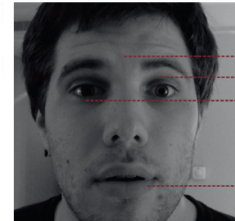
contempt

- ① lip corner tightened and raised on only one side of face



surprise

- Lasts for only one second:
- ① eyebrows raised
 - ② eyes widened
 - ③ mouth open



fear

- ① eyebrows raised and pulled together
- ② raised upper eyelids
- ③ tensed lower eyelids
- ④ lips slightly stretched horizontally back to ears



1. Contempt:

lifted brows, upper lip lifted.
How to cause this:
It's enough just to wipe the sweat off your head with a tip of your tie.

2. Controlled anger:

tightly shut lips, flared nostrils, eyes squinting slightly.
How to cause this:
Find a photo album with your ex-wife photos and put it in a prominent place.

3. Fear:

eyes open wide, eyebrows slightly raised corners of the mouth are pointing downward.
How to cause this:
Pick up the phone and say: "Hey Wolfgang! I heard you and your brother have no place to live? Well, come live with us!"



4. Sarcastic Smile

mouth half-open, eyes slightly squinting.
How to cause this:
Going out with your buddies, promise to be home at 9 pm.

5. Obligatory Smile

mouth corners are pointing in different directions, in a lopsided smile.
How to cause this:
Invite your boss to visit your house.

6. Derision

lips shut, eyes squinting.
How to cause this:
Refuse to pay extra \$100 for a hotel room with a better view.



7. Asking nicely:

lifted eyebrows, trembling chin
How to cause this:
Promise something, then change your mind.

8. Pleading:

wrinkled forehead, lips slightly open, eyes wet.
How to cause this:
Again promise her something, (see previous), and then change your mind again.

9. Baffled Anger

one eye squinted, jaw put forward.
How to cause this:
when you learn wins, go to bed dressed in it's colors.



10. Confusion:

eyes open wide, mouth slightly open.
How to cause this:
get a tattoo with a different girl's name.

11. Deep Hatred

all face muscles are frozen as in a mask.
How to cause this:
Say that her new dress is good, but your secretary's dress is better.

12. Humble Submission.

mouth is closed, one eyebrow slightly raised.
How to cause this:
As yet unknown.



Once upon a time, you simply wanted to make a portrait look right. Now it is time to use your skills to express emotion. Make expressive shaded drawings in your sketchbook.



The Seven Universal Facial Expressions of Emotion




Video: We have only four facial expressions!




Édouard Manet, *Olympia*, 1863



Johannes Vermeer, *Girl with a Pearl Earring*, c 1665




Albrecht Dürer, *Self-portrait*, 1500



Leonardo da Vinci, *Mona Lisa*, c. 1503-1506



Frida Kahlo, *The Two Fridas*, 1939



Unknown, *Head of Constantine*, circa 315

Portraits from art history




Roy Lichtenstein, *In the Car*, 1963



Rembrandt, *Self-Portrait with Two Circles*, c. 1665-1669




Jan van Eyck, *The Arnolfini Portrait*, 1434



Unknown, *Head of a Roman Patrician* (Cato the Elder), 75-50 BC



Myron, *Discobolus*, circa 450 BC



Unknown, *The Death Mask of King Tutankhamen*, 1320 BC



Jean-Auguste-Dominique Ingres, *Princesse de Broglie*, 1851-53



Edvard Munch, *The Scream of Nature*, 1893



Jeff Koons, *Rabbit*, 1986



Otto Dix, *Portrait of the Journalist Sylvia Von Harden*, 1926




Édouard Manet, *A Bar at the Folies-Bergère*, 1881-82



After Leochares, *Apollo Belvedere*,
white marble, 120–140 CE.



**Marble portrait of the emperor
Antoninus Pius,** ca. 138–161 CE.



**Unknown German artist, *Head of an
Apostle*,** ca. 1280–1300.



Michelangelo (Italy), *David*,
1501–1504. White marble.




Gian Lorenzo Bernini (Italy), *David*,
1623–24.



**Harriet Goodhue Hosmer (US),
Daphne,** 1853, carved 1854.

Sculpted faces



**Antonio Canova (Italian), *Psyche
Revived by Cupid's Kiss*,** 1787–1793.




**Edgar Degas (France), *Little Dancer,
Aged Fourteen*,** 1878–1881.

from

Art History



Ernst Ludwig Kirchner (German),
Expressionist wooden sculpture.




Auguste Rodin (France), *The Thinker*,
1878-1881.



Constantin Brâncuși, *Portrait of
Mademoiselle Pogany*, 1912.



Jacques Lipchitz (US), *Man with
Mandolin*, 1916-17.



Salvador Dalí (Spain), *Venus de Milo
with Drawers*, 1936.



Raoul Hausmann (Austria), *The Spirit
of Our Time - Mechanical Head*, 1919.



Roy Lichtenstein (US), *Head With
Blue Shadow*, 1965.

Expressive clay portrait evaluation 表现力粘土人像评价

Realistic proportion and detail

The sculpted portrait shows the correct shapes and sizes of the face of a specific person. The person is clearly recognizable and is highly detailed.

逼真的比例和细节

雕刻的肖像显示了特定人物面部的正确形状和大小。这个人清晰可辨，而且非常详细。

Clay technique

The sculpture is well-crafted, with excellent skin and hair texture. As well, it is strong without being thick and heavy, and does not present a risk of breaking or exploding.

泥塑工艺

雕塑制作精良，皮毛质感极佳。同样，它坚固而不厚重，不会出现断裂或爆炸的风险。

Emotional expression

A specific emotion is clearly expressed in the portrait, and this expression is clearly communicated across the whole of the face.

情绪表达

肖像中明确表达了一种特定的情绪，并且这种表情清晰地传达给了整张脸。

Idea Development/创意发展

1 Generate ideas/产生想法 maximum of 50%/最多 50%

Use lists, a web map, or simple drawings to come up with a LOT of ideas! If you already have an idea in mind, choose that as your central theme and expand upon it. Let your ideas wander - one idea leads to another. Drawings can be details of source images, different viewpoints, textures, technical experiments, etc.

使用列表、网络地图或简单的绘图来提出很多想法！如果您心中已经有了一个想法，请选择它作为您的中心主题并对其进行扩展，让您的想法漫游 - 一个想法会导致另一个想法。图纸可以是源图像的细节、不同的观点、纹理、技术实验等。

Number of **words**/字数 → ____ ÷ 3 = ____ %

Number of **simple** sketches/简单素描的数量 → ____ × 2% = ____ %

Number of **better** sketches/更好的草图数量 → ____ × 4% = ____ %

2 Select the best and join together ideas/选择最好的并将想法整合在一起

Circle the **best** ideas/圈出最好的想法

circled/圈起来的 = □ 5%

Link into **groups** of ideas/链接成想法组

linked/链接的 = □ 5%

3 Print reference images/打印参考图像 maximum of 8 images

- Print **EIGHT** reference images so you can accurately observe the challenging parts of your artwork. Taking your own and using own photographs is preferred, but image searches are also fine.
- **Do not simply copy a picture that you find.** The idea is to edit and combine source images to create your own artwork. If you simply copy a picture, you are plagiarizing and will earn a zero for your idea generation and any criteria involving creativity in your final artwork.
- Up to half of your pictures may be of drawings, paintings, or other artworks of others to use as inspiration. The other images must be realistic photographs.
- You must hand in the **printed** copy of the images to earn the marks.
- 打印八张参考图像，以便您可以准确观察艺术品中具有挑战性的部分最好拍摄并使用自己的照片，但图像搜索也可以。不要简单地复制您找到的图片。
- 这个想法是编辑和组合源图像来创建您自己的艺术品。如果您只是复制一张图片，那么您就是抄袭，并且您的创意生成以及涉及最终艺术品创造力的任何标准都将获得零分。
- 您的照片中最多有一半可能是其他人的素描、绘画或其他艺术品，可用作灵感。其他图像必须是真实照片。
- 您必须提交图像的打印副本才能获得分数。

____ images/图像 × 5% = ____ %

Idea Development/创意发展

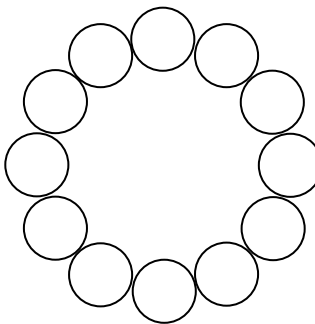
4 Compositions/作品 maximum of 10 thumbnails

- Create thumbnail drawings anywhere in the idea development section.
 - These should be based on combinations of ideas that you can up with. Include your **background**.
 - Experiment with unusual angles, viewpoints, and arrangements to help make your artwork stand out.
 - Draw a frame around your thumbnails to show the edges of the artwork.
 - Selecting a colour scheme counts as a composition, and so do rough digital collages
-
- 在创意开发部分的任何位置创建三张缩略图，这些缩略图应该基于您可以想到的创意的组合。
 - 包括你的背景。
 - 尝试不同寻常的角度、观点和布置，让你的艺术作品脱颖而出。
 - 在缩略图周围画一个框以显示图稿的边缘。
 - 选择配色方案算作构图，粗略的数字拼贴也算作构图

_____ thumbnails/缩略图 x 8% = _____%

_____ digital collages/数字拼贴 x 8% = _____%

Selecting a **colour scheme**/选择配色方案 = ☐ 8%



5 Rough copy/草稿 great quality or better

- Take the best ideas from your thumbnails and combine them into an improved rough copy.
 - Use this to work out the bugs and improve your skills before you start the real thing.
 - If you are using colour, use paint or coloured pencil to show your colour scheme.
 - Draw in a frame to show the outer edges of your artwork.
 - **Remember to choose a non-central composition.**
-
- 从缩略图中提取最好的想法，并将它们组合成改进的粗略副本，在开始真正的事情之前，使用它来解决错误并提高您的技能。
 - 如果您使用颜色，请使用油漆或彩色铅笔来展示您的配色方案。
 - 在框架中绘制以显示艺术品的外边缘。
 - 记住要选择非中心构图。

_____ drawing/绘画 x 25% = _____%

Total/全部的 = _____%

NOTE: If you simply copy a picture from the internet, your mark drops to 25%.

注意: 如果您只是从互联网上复制图片，您的分数会下降到 25%。



Ben Bogardus



Amelia McGrath



Zoe Bartel



Daegan Noel



Kumi Henden